



REPORT NUMBER: 102506902SAT-008A

ORIGINAL ISSUE DATE: May 12, 2016

REVISED DATE:

EVALUATION CENTER

Intertek Testing Services NA Inc.

16015 Shady Falls Road

Elmendorf, TX 78112

RENDERED TO

Thermotex Industries

112 Sunbelt Ct.

Greer, SC 29650

Report of Testing "Thermotex-Spec™ 1500 Fiberglass Fabric (Beige)" for compliance with the applicable requirements of the following criteria: ASTM E84-15b TEST FOR SURFACE BURNING CHARACTERISTICS OF BUILDING MATERIALS (UL 723, UBC 8-1, NFPA 255)

TEST REPORT

ABSTRACT

Specimen I. D. "Thermotex-Spec™ 1500 Fiberglass Fabric (Beige)"

Test Standard: ASTM E84-15b TEST FOR SURFACE BURNING
CHARACTERISTICS OF BUILDING MATERIALS (UL
723, UBC 8-1, NFPA 255)

Test Date: May 6, 2016

Client: Thermotex Industries

Test Results:

FLAME SPREAD INDEX	0
SMOKE DEVELOPED INDEX	0

Note: This test report presents the results of the second of two tests conducted for use in an Intertek listing report for product performance. The project number for the other test is: 102506902SAT-007A.



Joseph Martinez
Technician III

Reviewed and approved:



Servando Romo
Project Engineer

I. INTRODUCTION

The specimens were witnessed in production by Rod Wyatt from Intertek on May 3, 2016 at Thermotex Industries located at 112 Sunbelt Ct. in Greer, SC 29650.

This report describes the results of the ASTM E84-15b TEST FOR SURFACE BURNING CHARACTERISTICS OF BUILDING MATERIALS a method for determining the comparative surface burning behavior of building materials. This test is applicable to exposed surfaces, such as ceilings or walls, provided that the material or assembly of materials, by its own structural quality or the manner in which it is tested and intended for use, is capable of supporting itself in position or being supported during the test period.

The purpose of the method is to determine the relative burning behavior of the material by observing the flame spread along the specimen. Flame spread and smoke density developed are reported, however, there is not necessarily a relationship between these two measurements.

“The use of supporting materials on the underside of the test specimen may lower the flame spread index from that which might be obtained if the specimen could be tested without such support... This method may not be appropriate for obtaining comparative surface burning behavior of some cellular plastic materials... Testing of materials that melt, drip, or delaminate to such a degree that the continuity of the flame front is destroyed, results in low flame spread indices that do not relate directly to indices obtained by testing materials that remain in place.”

This test method is also published under the following designations:

NFPA 255
UL 723
UBC 8-1

This standard should be used to measure and describe the properties of materials, products, or assemblies in response to heat and flame under controlled laboratory conditions and should not be used to describe or appraise the fire hazard or fire risk of materials, products, or assemblies under actual fire conditions. However, results of this test may be used as elements of a fire risk assessment which takes into account all of the factors which are pertinent to an assessment of the fire hazard of a particular end use.

II. PURPOSE

The ASTM E84 (25 foot tunnel) test method is intended to compare the surface flame spread and smoke developed measurements to those obtained from tests of mineral fiber cement board and select grade red oak flooring. The test specimen surface (18 inches wide and 24 feet long) is exposed to a flaming fire exposure during the 10 minute test duration, while flame spread over its surface and density of the resulting smoke are measured and recorded. Test results are presented as the computed comparisons to the standard calibration materials.

The furnace is considered under calibration when a 10 minute test of red oak decking will pass flame out the end of the tunnel in five minutes, 30 seconds, plus or minus 15 seconds. The fiber cement board which complies with Annex A3 of the ASTM E 84 standard forms the zero point for both flame spread and smoke developed indexes, while the red oak flooring smoke developed index is set as 100.

III. TEST PROCEDURE

The tests were conducted in accordance with the procedures outlined in the ASTM E84. The specimens are placed directly on the tunnel ledges. As required by the standard, one or more layers of 0.25 inch thick reinforced concrete board are placed on top of the test sample between the sample and the tunnel lid. After the test, the samples are removed from the tunnel, examined and disposed of.

This report is for the exclusive use of Intertek's Client and is provided pursuant to the agreement between Intertek and its Client. Intertek's responsibility and liability are limited to the terms and conditions of the agreement. Intertek assumes no liability to any party, other than to the Client in accordance with the agreement, for any loss, expense or damage occasioned by the use of this report. Only the Client is authorized to copy or distribute this report and then only in its entirety. Any use of the Intertek name or one of its marks for the sale or advertisement of the tested material, product or service must first be approved in writing by Intertek. The observations and test results in this report are relevant only to the sample tested. This report by itself does not imply that the material, product, or service is or has ever been under an Intertek certification program.

The subject test specimen is a traceable sample selected from the manufacturer's facility. Intertek selected the specimen and has verified the composition, manufacturing techniques and quality assurance procedures under its Listing & Follow-up Service program.

IV. REVISION SUMMARY

DATE	SUMMARY
May 12, 2016	Original

V. DESCRIPTION OF TEST SPECIMENS

Date Received: 5/5/2016
Date placed in the conditioning room: 5/5/2016
Conditioning (73°F & 50% R.H.): 1 day
Specimen Width (in): 24
Specimen Length (ft): 24
Specimen Thickness (in): 0.07
Total Specimen Weight (lbs): 11.4

Specimen Description:

The specimen was described by the client as "Fiberglass curtain for stages".

The 24 ft. long test specimen consisted of one 24 ft. long roll of curtain fabric material.

The product was received by our personnel in good condition and given an identification number of SAT1605051323-002.

Mounting Method:

The specimen was supported by rods and wire. The specimen was the same on both sides.

VI. TEST RESULTS & OBSERVATIONS

The test was conducted on May 6, 2016, and witnessed by John Snook of Thermotex Industries.

The test results, computed on the basis of observed flame front advance and electronic smoke density measurements are presented in the following table.

Test Specimen	Flame Spread Index	Smoke Developed Index
“Thermotex-Spec™ 1500 Fiberglass Fabric (Beige)”	0	0

The data sheets are included in Appendix A. These sheets are actual print-outs of the computerized data system which monitors the tunnel furnace, and contain all calibration and specimen data needed to calculate the test results.

VII. OBSERVATIONS

During the test, the specimen was observed to behave in the following manner.

Time (min:sec)	Observations
0:00	The test burners were turned on.
0:18	Transient ignition was observed.
10:00	The test burners were shut off.

After the test, the specimen was observed to be damaged as follows:

Distance (FEET)	Damage Descriptions
0 – 2	The fabric was observed to be bleached.
2 – 10	The fabric was observed to be heavily discolored.
10 – 13	The fabric was observed to be lightly discolored.
13 – 24	No visible damage was observed.

APPENDIX A

ASTM E84 DATA SHEETS

TEST RESULTS

FLAMESPREAD INDEX: 0

SMOKE DEVELOPED INDEX: 0

SPECIMEN DATA . . .

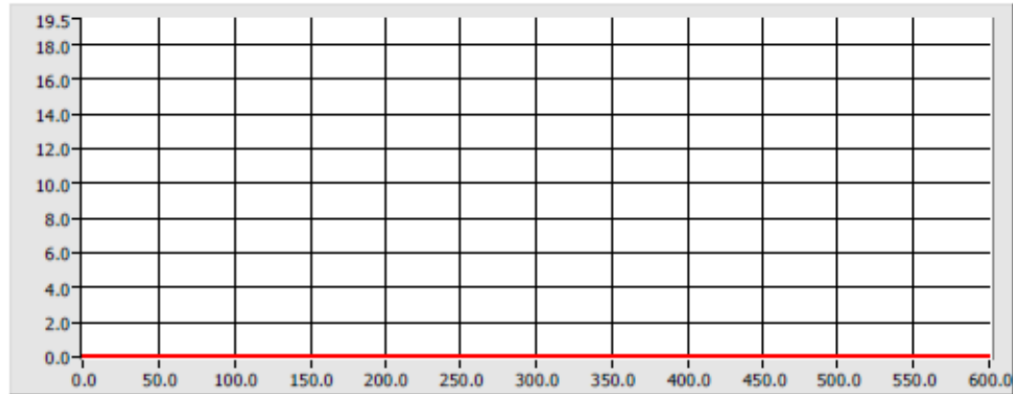
Time to Ignition (sec): 0
Time to Max FS (sec): 0
Maximum FS (feet): 0.0
Time to 980 F (sec): Never Reached
Time to End of Tunnel (sec): Never Reached
Max Temperature (F): 552
Time to Max Temperature (sec): 537
Total Fuel Burned (cubic feet): 47.88

FS*Time Area (ft*min): 0.2
Smoke Area (%A*min): 0.0
Unrounded FSI: 0.1

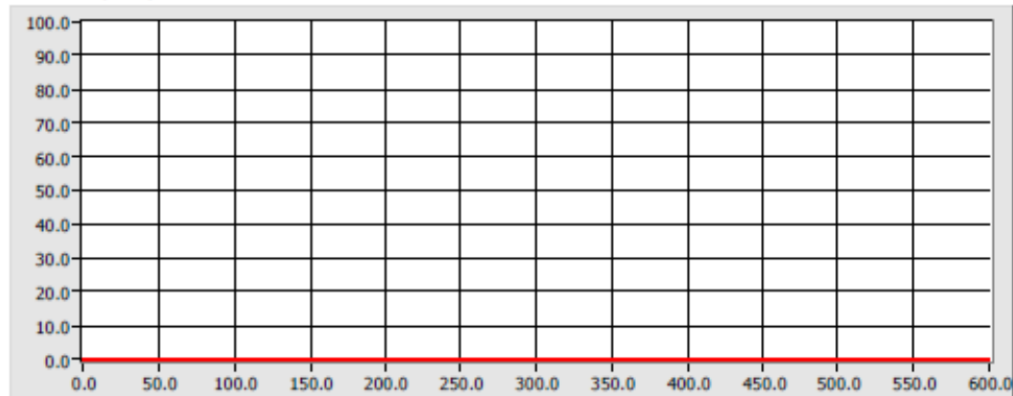
CALIBRATION DATA . . .

Time to Ignition of Last Red Oak (Sec): 40.0
Red Oak Smoke Area (%A*min): 64.9

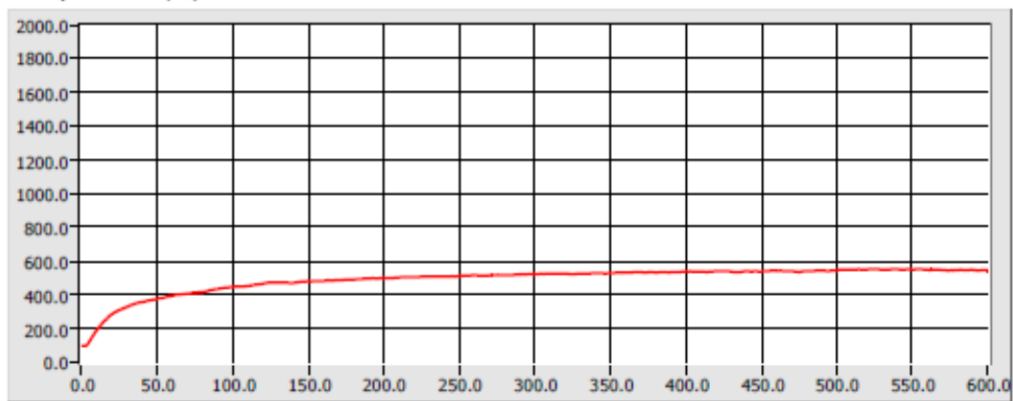
FLAME SPREAD (ft)



Smoke (%A)



Temperature (°F)



Time (sec)

600